



- (51) **International Patent Classification:**  
*H04N 21/238* (2011.01) *H04N 7/14* (2006.01)  
*H04L 29/06* (2006.01)
- (21) **International Application Number:**  
PCT/EP2014/001050
- (22) **International Filing Date:**  
21 April 2014 (21.04.2014)
- (25) **Filing Language:** English
- (26) **Publication Language:** English
- (30) **Priority Data:**  
1307341.6 23 April 2013 (23.04.2013) GB
- (71) **Applicant:** GURULOGIC MICROSYSTEMS OY  
[FI/FI]; Linnankatu 34, FIN-Turku 20100 (FI).
- (72) **Inventors:** KARKKAINEN, Tuomas, Mikael;  
Rautakankatu 2 B17, FIN-Turku 20320 (FI).  
HAKKARAINEN, Valtteri; Kulmakuja 1 B AS 2, FIN-  
Turku 20720 (FI). KALEVO, Ossi; Ketunhanta 1, FIN-  
Akaa 37800 (FI). YLI-ALHO, Jani; Linnankatu 34, FIN-  
Turku 20100 (FI).
- (74) **Agent:** NORRIS, Timothy, Sweyn; BASCK IPR LTD, 9  
Meadowford, Newport, Saffron Walden, essex CB11 3QL  
(GB).

- (81) **Designated States** (unless otherwise indicated, for every kind of national protection available): AE, AG, AL, AM, AO, AT, AU, AZ, BA, BB, BG, BH, BN, BR, BW, BY, BZ, CA, CH, CL, CN, CO, CR, CU, CZ, DE, DK, DM, DO, DZ, EC, EE, EG, ES, FI, GB, GD, GE, GH, GM, GT, HN, HR, HU, ID, IL, IN, IR, IS, JP, KE, KG, KN, KP, KR, KZ, LA, LC, LK, LR, LS, LT, LU, LY, MA, MD, ME, MG, MK, MN, MW, MX, MY, MZ, NA, NG, NI, NO, NZ, OM, PA, PE, PG, PH, PL, PT, QA, RO, RS, RU, RW, SA, SC, SD, SE, SG, SK, SL, SM, ST, SV, SY, TH, TJ, TM, TN, TR, TT, TZ, UA, UG, US, UZ, VC, VN, ZA, ZM, ZW.
- (84) **Designated States** (unless otherwise indicated, for every kind of regional protection available): ARIPO (BW, GH, GM, KE, LR, LS, MW, MZ, NA, RW, SD, SL, SZ, TZ, UG, ZM, ZW), Eurasian (AM, AZ, BY, KG, KZ, RU, TJ, TM), European (AL, AT, BE, BG, CH, CY, CZ, DE, DK, EE, ES, FI, FR, GB, GR, HR, HU, IE, IS, IT, LT, LU, LV, MC, MK, MT, NL, NO, PL, PT, RO, RS, SE, SI, SK, SM, TR), OAPI (BF, BJ, CF, CG, CI, CM, GA, GN, GQ, GW, KM, ML, MR, NE, SN, TD, TG).

**Declarations under Rule 4.17:**

- as to applicant's entitlement to apply for and be granted a patent (Rule 4.17(ii))

[Continued on next page]

(54) **Title:** DATA COMMUNICATION SYSTEM AND METHOD

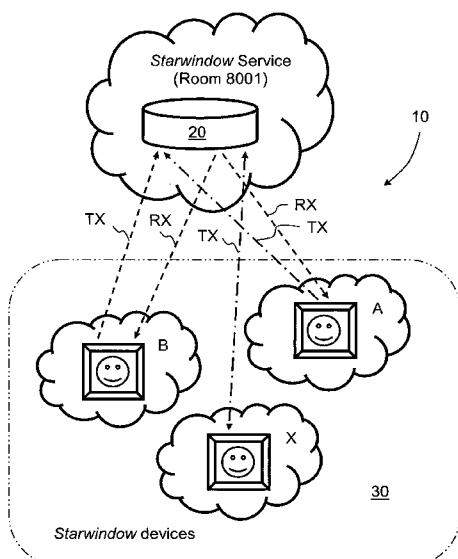


FIG. 1

(57) **Abstract:** A data communication system (10) includes a centralized server arrangement (20) coupled via a communication network arrangement (60) to a plurality of client devices (30). The centralized server arrangement (20) and the client devices (30) are operable to exchange data therebetween. Moreover, the system (10) is operable to allocate the data into a primary type of data and at least a secondary type of data, and wherein the primary type of data is communicated substantially immediately within the system (10), and at least the secondary type of data is communicated in the system (10) in association with corresponding acknowledgements (ACK) being communicated in the system (10) in response to receipt of the second type of data at one or more of the client devices (30). In the data communication system (10), the data server arrangement (20) is operable to host one or more services, for example a virtual room, a multipoint server and/or a multiplayer server such that the system (10) is operable to provide at least one of: a video conferencing service, a video broadcasting service, a teleconference service, a multiuser game service, a video-on-demand service, to parties using the client devices (30). At least one of the one or more client devices (30) is optionally a wireless-enabled mobile communication device or a wirelessly-connected personal computer (PC).

- *as to the applicant's entitlement to claim the priority of the earlier application (Rule 4.17(iii))*
- *of inventorship (Rule 4.17(iv))*
- *before the expiration of the time limit for amending the claims and to be republished in the event of receipt of amendments (Rule 48.2(h))*

**Published:**

- *with international search report (Art. 21(3))*

## DATA COMMUNICATION SYSTEM AND METHOD

### Technical Field

The present disclosure relates to data communication systems, for example to data communication systems for communicating audio and video information between mutually different client devices; peer-to-peer and multipoint communication systems can be used with the present disclosure, as well as the present disclosure is suitable also for unicast, multicast and multi-unicast (XCAST) routing schemes. Moreover, the present disclosure is also concerned with methods of operating aforesaid data communication systems. Furthermore, the present disclosure is also concerned with software products recorded on non-transitory (non-transient) machine-readable data storage media, wherein the software products are executable upon computing hardware for implementing aforesaid methods.

### Background

Communication systems employing data packet communication via a data communication network, for example the Internet, are well known. For example, Voice-over-Internet-Protocol (VoIP) has been known for many years and is employed in contemporary communication products such as Skype telephonic and video-conferencing services; "Skype" is a registered trademark. When a plurality of persons are employing VoIP and associated video conferencing products, it is found desirable that voice and video information are communicated without gross delay, otherwise maintaining a conversation or video conference becomes difficult for the participating persons. However, the Internet was conceived to be a data packet communicating network, wherein data packets can potentially take a multiplicity of routes within the Internet from a sending device to a receiving device. As a result, it is often difficult when using the Internet to ensure prompt delivery of a data packet from the sending device to the receiving device, resulting in a potential latency being experienced by users. Aforementioned communication issues are addressed in a known document "Real-Time Messaging Protocol (RTMP) specification, Adobe Developer Connection",  
URL: <http://www.adobe.com/devnet/rtmp.html>.

- 2 -

A problem encountered with known real-time communication systems, and associated methods employing communication networks such as the Internet, is that the methods do not adequately integrate video and audio codecs into their execution. Devices including such codecs are often mutually different in respect of their processing power, which affects their rate of processing received data and also generating data for transmission. Moreover, infrastructures employed for implementing, for example, the Internet can vary considerably for various individual client devices, for example depending upon a geographical location of the individual client devices. When executing audio conferencing and/or video conferencing between a plurality of parties, audio delays of merely a couple of seconds to words at an end of a sentence can potentially render the sentence potentially unintelligible to parties participating to the conferencing.

Thus, known real-time communication systems have to take into account properties of communication infrastructures, for example communication networks, employed to convey data packets; the infrastructures can vary considerably for various individual client devices. For example, it is desirable that audio information transmitted between parties, for example their client devices, is conveyed with a delay not exceeding a few ten's of milliseconds. Such delay of a few ten's of milliseconds is usually achievable, provided that video information is not concurrently also transmitted. In comparison to audio information pertaining to a given period of time, corresponding video information pertaining to the same given period of time results in generation of data which is typically at least an order of magnitude greater in size in comparison to that of the audio information; however, a ratio of size of audio data to corresponding video data will depend upon quality criteria pertaining to the video information and the audio information, for example video pixel field resolution and video frame update rate.

From the foregoing, it will be appreciated that known systems for communicating audio and video information between a plurality of parties, for example in a video conferencing situation, via a communication network such as the Internet, are not optimal in their manner of operation, especially when parties employ mutually different devices with associated mutually different data processing characteristics.

In following earlier documents:

- (a) US patent US5574934 ("*Pre-emptive priority-based transmission of signals using virtual channels*"), Mirashrafi;
- (b) US patent US8121117 ("*Application layer network traffic prioritization*"),  
5 Amdahl; and
- (c) European patent application EP 2408205 A1 ("*A video server, video client and method of scalable encoding video files*"), Alcatel Lucent,

there are described examples of known techniques relating to priority-based signal transmission.

10

The US patent US5574934 describes a computer system for transmitting two or more types of signals. Each type of signal is assigned a priority level. Signals of a particular type are transmitted as they become ready for transmission, unless signals of a different type having a greater priority become ready for transmission. In that  
15 case, the transmission of the low-priority signals is interrupted to allow transmission of the high-priority signals. The transmission of the low-priority signals is resumed after the transmission of the high-priority signals is complete. In a preferred embodiment, directed to conferencing systems, audio signals are assigned higher priorities than video, data, and control signals in order to provide a high-quality to the  
20 audio portion of a given conferencing session.

Likewise, in the US patent US 8121117, there is described a technique for prioritizing network traffic at the Layer-7 application layer. A network traffic management device ("*NTMD*") receives incoming messages over a first TCP/IP connection from a first  
25 network for transmission to a second network. Before transmitting the incoming messages onto the second network, however, the NTMD classifies the incoming messages according to some criteria, such as by assigning one or more priorities to the messages. The NTMD transmits the classified messages in the order of their message classification. Where the classification is priority-based, first priority  
30 messages are transmitted over second priority messages, and so forth, for example.

Similarly, in the European patent application EP 2408205 A1, there is described a technique for delivering a scalable encoded video file from a video server to a video client. Moreover, the technique as described includes that the video server is

adapted to deliver one or more base layers of the scalable encoded video file over a first connection using a first priority class, and is adapted to deliver one or more additional layers of the scalable encoded video file over a second connection using a second priority class, the second priority class having a priority that is lower than the first priority class.

In this disclosure, acronyms and definitions are employed as provided in Table 1.

**Table 1:** Acronyms and definitions

Abbreviation or acronym	Definition
ACK	This fundamental technique requires a receiver to respond with an acknowledgment message as it receives given data.
CPU	Central Processing Unit.
Frame Rate	"Frame frequency", namely a frequency rate at which an imaging device produces unique consecutive images, referred to image "frames"; "frames" in this context are not to be confused with network packets. Moreover, there are also mentioned "audio frames" which include some predetermined sequence of audio sample data.
MSS	Maximum Segment Size of a communication protocol.
MTU	Maximum Transmission Unit of a communication protocol.
NIC	Network Interface Controller, namely "network interface card".
Packet Rate	A frequency at which packets of data can be delivered via a network; in an event that packet receipt acknowledgements are needed, such frequency is generally decreased.
RTMP	Real-Time Messaging Protocol.
TCP	Transmission Control Protocol of Internet protocol suite.
UDP	User Datagram Protocol of Internet protocol suite.
QoS	Quality-of-service is an ability to provide different priorities to different applications, users, or data flows, or to guarantee a certain level of performance to a data flow.
TX	Data being transmitted.
RX	Data being received.
time-critical	A data which become useless in period of time after existence.

**Summary**

The present invention seeks to provide an improved data communication system for providing enhanced quality-of-service for low-end client devices as well as high-end client devices, in respect of data processing capability, for example in an audio and video conferencing arrangement.

The present invention also seeks to provide an improved method of communicating data in a data communication system for providing enhanced quality-of-service for low-end client devices as well as high-end client devices, in respect of data processing capability, for example in an audio and video conferencing arrangement, but not limited thereto.

According to a first aspect, there is provided a data communication system as claimed in appended claim 1: there is provided a data communication system including a centralized server arrangement coupled via a communication network arrangement to a plurality of client devices, wherein the centralized server arrangement and the client devices are operable to exchange data therebetween, wherein the system is operable to allocate the data into a primary type of data, namely as time-critical, and at least a secondary type of data, namely non-time-critical or less-time-critical data, and wherein the primary type of data is communicated substantially immediately within the system, and at least the secondary type of data is communicated in the system in association with corresponding acknowledgements (ACK) being communicated in the system in response to receipt of the second type of data at one or more of the client devices.

The invention is of advantage in that it is capable of providing an improved quality-of-service to the client devices, for example when the client devices and their associated communication links to the data server arrangement are of mutually different data communication performance.

It will be appreciated that the centralized server can be used for communicating data, or data can be communicated in a peer-to-peer manner. The communication can be between clients or between server and client, for example when playback is used.

- 6 -

It is possible that another server can exchange data between a client device and the centralized server as a router, if a direct client connection to the centralized server is slower than the connection between client to a route server and the centralized server. The route server can exist in any location or network, which has a better response time than the centralized server for the client, and it can also control the data flow of different data types. When there are many clients in the communication, the centralized server is typically then needed or some client should then operate as the centralized server. If the communication is only between two devices, peer-to-peer communication is also optionally employed. Peer-to-peer communication can also be used with multipoint communication, for example peer-to-peer rings, wherein the clients are mutually connected by using a structured overlay network using a ring topology; such peer-to-peer rings include two or more peer-to-peer nodes which are mutually connected to communicate data therebetween and/or therearound. In other words, such peer-to-peer rings correspond to ring topologies including a plurality of mutually communicating peer-to-peer nodes. Alternative types of peer-to-peer communication networks are optionally employed, for example star-topology peer-to-peer networks. This kind of peer-to-peer communication can sometimes start with the centralized server, but there is no active need to use a centralized server during the communication. The clients can execute acknowledgements by themselves and make change requests by themselves, when they notice that there is need to change some properties, for example resolution, frame-rate, audio quality, and so forth. In multipart communication, there is often a benefit in using a centralized server, because the centralized server can do all needed controls and adjustments, but it is not mandatory.

25

Optionally, in the data communication system, the primary type of data includes audio data, and the secondary type of data includes image and/or video data and/or any other data.

30

Optionally, the data communication system can be a video conferencing service, a video broadcasting service (such as Youtube, Netflix, Viaplay and similar), a teleconference service, a multiuser game service, a video-on-demand service and so forth. "Youtube", "Netflix", and "Viaplay" are registered trademarks.-



- 7 -

Optionally, the data communication system is operable to determine communication characteristics of the communication network arrangement and/or of one or more of the client devices, and to adjust one or more rates of data packet communication to the one or more client devices as a function of the determined communication characteristics. Beneficially, a client measures the remote end network and CPU congestion by the interval of the ACKs received. Moreover, a client measures the local computational effort by receiving buffer build-up, CPU load and/or video/audio rendering interval. Furthermore, a client adjusts the outbound data quantity and local use of CPU resources by quality and/or frame rate.

10

Optionally, in respect of determined communication characteristics, an adjustment is implemented by a client measuring a remote end network and CPU congestion by a temporal interval for acknowledgements (ACKs) to be received and/or by a client measuring a local computational effort expended in respect of a receiving buffer build-up, CPU load and/or video/audio rendering interval and/or by a client adjusting an outbound data quantity and local use of CPU resources by quality and/or frame rate.

Optionally, the data communication system is operable to determine communication characteristics of the communication network arrangement and/or of one or more of the client devices, and to adjust a maximum segment size (MSS) of data packets communicated to the one or more client devices as a function of the determined communication characteristics.

Optionally, in the data communication system, at least one of the one or more client devices is a wireless-enabled mobile communication device.

Optionally, the data communication system is operable to communicate at least tertiary data in a non-time-critical manner between the client devices, wherein the at least tertiary data corresponds to documents.

Optionally, the data communication system is operable to communicate in a manner such that the primary type of data communicated to the centralized server

arrangement is substantially immediately retransmitted therefrom to participating client devices.

Optionally, the data communication system is operable to communicate the primary  
5 type of data as a highest priority followed by the secondary data as a lower priority.

Optionally, the data communication system is operable on a momentary basis to  
prioritize the secondary type of data over the primary type of data when  
communicating to the client devices.

10

Optionally, in the data communication system, the communication network  
arrangement is implemented, at least in part, as a peer-to-peer communication  
network.

15 Optionally, in the data communication system, the communication network  
arrangement is implemented, at least in part, as one or more peer-to-peer star-  
topology networks, which are operable to communicate data therethrough between  
two or more mutually communicating client devices. More optionally, in the data  
communication system, the one or more peer-to-peer star-topology networks are  
20 operable to reduce or bypass data communication via the centralized server  
arrangement.

Optionally, in the data communication system, the communication network  
arrangement is implemented, at least in part, as one or more peer-to-peer  
25 communication rings, which are operable to communicate data therethrough between  
two or more mutually communicating client devices. More optionally, in the data  
communication system, the one or more peer-to-peer communication rings are  
operable to reduce or bypass data communication via the centralized server  
arrangement.

30

More optionally, in the data communication system, the mutually communicating  
client devices are operable to communicate via a structured overlay network using a  
ring and/or star topology.

Optionally, in the data communication system, the communication network arrangement is implemented, at least in part, via the Internet implementing TCP/IP, or UDP/IP.

5

Optionally, in the data communication system, the data server arrangement is operable to host a service or services, for example a virtual room, a multipoint server and/or a multiplayer server such that the system is operable to provide at least one of: a video conferencing service, a video broadcasting service, a teleconference  
10 service, a multiuser game service, a video-on-demand service to parties using the client devices.

According to a second aspect, there is provided a method of communicating data in a data communication system including a centralized server arrangement coupled via a  
15 communication network arrangement to a plurality of client devices, wherein the method includes:

- (a) operating the centralized server arrangement and the client devices to exchange data therebetween, wherein the system is operable to allocate the data into a primary type of data and at least a secondary type of data; and
- 20 (b) communicating the primary type of data substantially immediately within the system, and communicating at least the secondary type of data in the system in association with corresponding acknowledgements (ACK) being communicated in the system in response to receipt of the second type of data at one or more of the client devices.

25

Optionally, the method includes arranging for the primary type of data to include audio data, and for the secondary type of data to include image and/or video data and/or any other data.

30 Optionally, the method is used in data communication systems such as video conferencing services, video broadcasting services (Youtube, Netflix, Viaplay and similar), teleconference services, multiuser game services, video-on-demand services.

Optionally, the method includes operating the system to determine communication characteristics of the communication network arrangement and/or of one or more of the client devices, and to adjust one or more rates of data packet communication to  
5 the one or more client devices as a function of the determined communication characteristics.

Optionally, the method includes operating the system to determine communication characteristics of the communication network arrangement and/or of one or more of  
10 the client devices, and to adjust a maximum segment size (MSS) of data packets communication to the one or more client devices as a function of the determined communication characteristics.

Optionally, in the method, at least one of the one or more client devices is a wireless-  
15 enabled mobile communication device.

Optionally, the method includes operating the system to communicate at least tertiary data in a non-time-critical manner between the client devices, wherein the at least tertiary data corresponds to documents.  
20

Optionally, the method includes operating the system to communicate in a manner such that the primary type of data communicated to the centralized server arrangement is substantially immediately retransmitted therefrom to participating client devices.  
25

Optionally, the method includes operating the system to communicate the primary type of data as a highest priority followed by the secondary data as a lower priority.

Optionally, the method includes operating the system on a momentary basis to  
30 prioritize the secondary type of data over the primary type of data when communicating to the client devices.

Optionally, the method includes implementing the communication network arrangement, at least in part, as a peer-to-peer communication network.

Optionally, the method includes implementing the communication network arrangement, at least in part, as one or more peer-to-peer star-topology networks, which are operable to communicate data therethrough between two or more mutually communicating client devices. More optionally, the method includes operating the one or more peer-to-peer star-topology networks to reduce or bypass data communication via the centralized server arrangement.

Optionally, the method includes implementing the communication network arrangement, at least in part, as one or more peer-to-peer communication rings, which are operable to communicate data therethrough between two or more mutually communicating client devices. More optionally, the method includes operating the one or more peer-to-peer communication rings to reduce or bypass data communication via the centralized server arrangement.

More optionally, the method includes operating the two or more mutually communicating client devices to communicate via a structured overlay network using a ring topology and/or star topology.

Optionally, the method includes implementing the communication network arrangement, at least in part, via the Internet implementing TCP/IP or UDP/IP.

Optionally, the method includes operating the data server arrangement to host a service or services, for example a virtual room, a multipoint server and/or a multiplayer server such that the system is operable to provide at least one of: a video conferencing service, a video broadcasting service, a teleconferencing service, a multiuser game service, a video-on-demand service to parties using the client devices.

According to a third aspect, there is provided a software product recorded on non-transitory, namely non-transient, machine-readable data storage media, wherein the software product is executable upon computing hardware (CPU) for implementing the method pursuant to the second aspect.

It will be appreciated that features of the invention are susceptible to being combined in various combinations without departing from the scope of the invention as defined by the appended claims.

## 5 Description of the diagrams

Embodiments of the present invention will now be described, by way of example only, with reference to the following diagrams wherein:

- FIG. 1 is an illustration of a data communication system, known as a "Starwindow® Service", employing a centralized configuration of data server for serving a plurality of mutually different client devices A, B, X; "Starwindow" is a registered trademark of Gurulogic Microsystems Oy;
- FIG. 2 is an illustration of data exchanges between two client devices A and B via a centralized data server communicating through firewalls, and subsequently circumventing the centralized data server to reducing computer load thereupon; and
- FIG. 3 is an illustration of thread execution associated with processes implemented in the data communication system of FIG. 1.

In the accompanying diagrams, an underlined number is employed to represent an item over which the underlined number is positioned or an item to which the underlined number is adjacent. A non-underlined number relates to an item identified by a line linking the non-underlined number to the item. When a number is non-underlined and accompanied by an associated arrow, the non-underlined number is used to identify a general item at which the arrow is pointing.

## 25 Description of embodiments

In overview, in this disclosure, there is described a data communication system which is operable to address quality-of-service (QoS) for low-end clients as well as high-end clients to a same real-time communication session without congesting a low-end communication network whilst not blocking a low-end CPU with too much data in too short a time. The data communication system addresses the aforesaid quality-of-service (QoS) by dividing data to be transmitted in the data communication system into a plurality of types of data, for example primary and secondary types of data, and by managing delivery of such types of data to clients in a centralized manner, for example by employing a primary method and a secondary method.

Beneficially, there is employed optimized network usage, wherein Relative Packet Rates are selected appropriately, and a tailor-made acknowledgement scheme is employed in the data communication system.

5 Embodiments described herein are devised, for example, in relation to providing a video conference solution, namely for ensuring a quality-of-service (QoS) for all sorts of client devices and network types. For example, such a video conferencing solution is susceptible to being implemented via data communication networks, for example the Internet but not limited thereto, wherein regions of the communication  
10 networks can mutually differently vary in communication performance, and devices coupled together via such data communication networks for providing the video conferencing solution can mutually vary in respect of their capability of processing data received thereat.

15 The video conferencing solution is beneficially implemented pursuant to a *Starwindow* concept, wherein two or more parties are communicatively mutually coupled together via a virtual room that is situated at a service provider's server; all information passing through the server is transmitted to all the parties coupled to the server. However, it will be appreciated that, sometimes, clients can also operate as  
20 servers or server nodes, and then the real centralized server is not always needed. In playback, it is feasible that there is only one client and server that holds and delivers information. Sometimes, the playback service is operating similarly as one sending client and it can create its own real time issues similarly as client. This means that there can arise a need to adjust an amount of data delivery, in client or in  
25 server, based on properties of receiving clients; for example, such a situation arises when there are multiple clients receiving the playback simultaneously, when they are to discuss the playback. A recording service can also sometimes be understood as a receiving client. Ideally, the recording service stores the delivered information using the quality that it receives; sometimes there might be need for transcoding.

30

The aforesaid *Starwindow* concept is capable of addressing a problem which is encountered in practice arising from differences in communication network speed and also a problem arising from differences in processing power of client devices of the parties, as well as a problem arising mutually different network infrastructures

through which the client devices of the parties are communicatively coupled to the server.

Embodiments, as will be herewith described, are beneficially implemented via the Internet, but optionally employ wireless communication networks as well as optical fibre and wire connection networks. When the contemporary Internet is employed, the Internet beneficially employs Hypertext Transfer Protocol (HTTP). The Protocol is an application protocol for distributed, collaborative hypermedia information systems. In implementation, HTTP is a multi-linear set of objects which are operable to build a network using logical links to define the network; the links are often referred to as being "hyperlinks" which define a network relationship between nodes.

HTTP is designed to permit immediate network elements to enable communications between client devices and servers. High-traffic web-sites of the Internet often employ web cache servers that are operable to deliver content on behalf of upstream servers to improve response times for data and/or service delivery. Moreover, HTTP proxy servers at private network boundaries are beneficially used to facilitate communication for clients without a globally routable Internet address, namely by relaying messages via external servers.

HTTP resources are identified and located on a given network by using Uniform Resource Identifiers (URI's), also referred to as Uniform Resource Locators (URL's). Moreover, URI's and hyperlinks are expressed in Hypertext Markup Language (HTML) which are capable of forming webs of mutually interlinked hypertext documents.

HTTP defines a method, conveniently referred to as "verbs", for indicating a desired action to be performed in respect of an identified resource. The resource is, for example, a data file or an output from an executable object residing on one or more servers. Examples of HTTP "verbs" are provided in Table 2.



Table 2: HTTP “verbs”

“Verb”	Details
GET	Requests a representation of a specified resource, wherein requests using “GET” should only retrieve data.
HEAD	Requests a response which is identical to that obtainable from GET, but devoid of any response body; “HEAD” is often employed for retrieving meta-data in an efficient manner.
POST	Requests that a given server accepts an entity enclosed in the request as a new sub-ordinate of a given web resource identified by a URL
PUT	Requests that an enclosed entity be stored in respect of a supplied URI (URL). If the URI refers to an already existing resource, that resource is modified.
DELETE	Requests deletion of a specified resource.
TRACE	Results in a received request to be echoed back to the given client.
OPTIONS	Returns HTTP methods supported by a server associated with a given URL.
CONNECT	Converts a requested connection to a transparent TCP/IP tunnel, for example for facilitating SSL-encrypted communication (HTTPS) through an unencrypted HTTP proxy as aforementioned.
PATCH	Requests application of partial modifications to a given resource.

In embodiments described in this disclosure, there are employed a plurality of methods, for example primary and secondary methods, for processing data at a

5 centralized server communicatively coupled to a plurality of client devices of parties; the centralized server is beneficially coupled in a *Starwindow* or similar service configuration. For example, in the primary method, the client devices of the parties are connected via a same predetermined TCP/UDP port at the centralized server; such a manner of connection creates a connection session for all the parties

10 involved. Beneficially, this session lasts for as long as a given party is communicatively connected with the aforesaid virtual room. Moreover, it will be appreciated that User Datagram Protocol (UDP) is connectionless, such that a given communication session is controlled at a software application level when User Datagram Protocol (UDP) is employed.

15

Software applications, executing upon computing hardware for implementing embodiments of the disclosure, employ the aforesaid plurality of methods, for example primary and secondary methods, for mutually communicating by transmitting primary data and secondary data. The primary data includes, for

- 16 -

example, audio data that is time-critical. Moreover, the secondary data includes, for example, video data which is often less time-critical or non-time-critical.

In operation of the aforesaid *Starwindow* or similar service configuration, primary data including audio data is transmitted to a centralized server that substantially immediately retransmits the primary data to client devices of designated parties to a given session, independently of communication or command protocol employed; thus, the primary data as time-critical audio data is never acknowledged in the *Starwindow* or similar service and a given recipient client device is never made to wait to receive the retransmitted primary data, and the secondary data as less time-critical video data is transmitted via the *Starwindow* or similar service without blocking or flooding network connections or any CPU of recipient devices of the parties to the session, because it is controlled by acknowledgements. Beneficially, the acknowledgements can delay sending / transmission of the next packet, and from the delay there can be deduced how well the data has been communicated and/or how much time it takes to process the data in order to make a decision as to whether or not the amount of data should be decreased, for example by lowering the quality or reducing the size of the image.

The aforesaid secondary data is transmitted by a given client device of a party to the session to be received at the centralized server; the centralized server retransmits to other parties of the given session which send acknowledgements to confirm receipt of the retransmitted secondary data. By controlling such flow of the secondary data, the *Starwindow* or similar service is capable of avoiding congesting low-end networks, which may have limited data bandwidth, and blocking low-end CPU's with too much data in too short a time. In contradistinction, many known contemporary protocols intended for real-time communication often work only in session between two mutual participants; when more participants join a given session, data processing required becomes too demanding for the participants regarding CPU's of their client devices as well as for network infrastructures conveying data flows associated with the given session. Embodiments as herewith described in this disclosure, for example implemented as a *Starwindow* service, avoid causing excess demands on CPU's of client devices by controlling data to be retransmitted in such a way that

client devices of parties which have weaker capacity to process data received thereat remain in session.

Embodiments of the disclosure will now be described with reference to FIG. 1. A data communication system is indicated generally by **10**. The system **10** includes a server **20**, for example implemented as a *Starwindow* Service, provided with an identification "Room 8001". Client devices **30** compatible with the server **20**, for example *Starwindow*-compatible client devices, include client devices A, B and X; these client devices **30** are able to connect to a predetermined virtual room, for example the aforementioned "Room 8001" implemented via a TCP port 8001 of the server **20**. Optionally, connections to the predetermined virtual room are implemented as connectionless User Datagram Protocol (UDP) sessions, wherein identification and addressing are port independent; for example, identification and addressing are optionally implemented at a socket level or by another form of arbitration, for example by use of an application level command. Beneficially, this virtual room exists permanently, or it is a creation of a given communication session using the system **10**. The virtual room creates an environment for a plurality of parties to communicate mutually, wherein the *Starwindow* Service or similar is operable to transmit audiovisual data of all mutually connected parties of the session in a controlled manner.

The system **10** of FIG. 1 is operable to transmit data to the client devices **30**, taking into account their CPU performances for processing data, and also their associated communication network infrastructures and their associated performance characteristics, for example data communication capacity and/or latency performance. Optionally, the system **10** employs several network protocols and audio-visual (AV) codecs. However, an important feature of operation of the system **10** is that the server **20** manages in a centralized manner primary and secondary data flows between the server **20** and the client devices **30**, while taking into account data processing resources available at the client devices **30**. In FIG. 1, "TX" denotes data being transmitted, and "RX" denotes data being received, from a point of view of client devices **30**. The client devices **30** create at least two connections, or one two-dimensional RX/TX-connection as shown for X-client,, to the server **20**, namely the *Starwindow* service or similar, namely at least one connection for receiving data and

at least one connection for transmitting data. Optionally, it is feasible to employ separate connections for video information and audio information.

The system **10** of FIG. 1 is operable to transmit data through one or more route servers. Usually, the route server exists in a backbone network, but it may optionally exist in any network. Moreover, a client may operate as a route server. Normally, the route server network capacity is greater than the network to which a client is connected. Thus, it is possible that another server can exchange data between a given client device and a centralized server as a router if direct client connection to centralized server is slower than the connection between the client to a route server and the centralized server. Therefore, if a route server is used, then it usually exists in better geolocation than centralized server for the client network. The route server optionally also controls the data flow of different data types, as in the aforesaid described method of QoS. The acknowledgements related to secondary data take care of the network capacity variation with or without router servers. The speed is always limited by the slowest part of the network, and therefore it is usually not so crucial regarding whether or not the route server used for the network is faster or slower in different sides of the route server. If the route server has capacity to adjust the data, then it can also optionally execute data adjustments.

It is beneficial to utilize a communication network for coupling the client devices **30** to the server **20**, wherein the system **10** is operable to utilize the communication network in an optimal manner. In operation, the server **20** requests a Maximum Transmission Unit (MTU) value from each of the client devices **30** in order to determine a maximum data packet size that the client devices **30** are each able to handle, for example to process in their CPU's. Optionally, for increasing a speed of transmission within the system **10**, communication networks of the system **10** employ User Datagram Protocol (UDP) peer-to-peer and optimized packet headers, for example for enabling peer-to-peer communication to occur directly between the client devices **30**, for example without a need for acknowledgements for every data packet that the Transmission Control Protocol (TCP) requires.

Summarizing the foregoing, the system **10** handles data via the server **20** as at least primary and secondary types of data. Moreover, a communication network employed

to couple the client devices **30** to the server **20** is optimized, and acknowledgements are handled in the system **10** in a customized manner. Such features will be further elucidated in embodiments which will be described next.

5 Data packets communicated within the system **10** result in data flowing via the server **20**, wherein the flow of data is controlled by way of primary and secondary types of data being handled. Thus, in practical communication within the system **10**, at least two types of data are distinguished and processed. Beneficially, the primary type of data is often time-critical audio data which becomes outdated and must be  
10 communicated promptly before it becomes obsolete, especially when real-time communication applications are being executed within the system **10**. For example, it is found in practice that delaying last two words of a sentence by merely two seconds often renders the sentence intelligible, namely too late for comprehension to be achieved.

15

The secondary type of data, communicated within the system **10**, is not as time-critical as the aforesaid primary type of data, but nevertheless is beneficially transmitted, when possible, within the system **10** with a delay which does not adversely influence its intelligibility. The server **20** provides its service, for example  
20 *Starwindow* service, by controlling communication concerning transmission of the primary and secondary types of data, wherein the primary type of data for each client device **30** is transmitted via the server **20** without delay, or with minimal delay, such that the primary type of data is transmitted before the secondary type of data, even though the secondary type data, in an absence of such prioritization of the primary  
25 type of data, would have arrived earlier. It will be appreciated that it is possible for some part of the received secondary data never to be transmitted from server to one or more clients, for example, in a situation where a new image frame has arrived and the old image frame has not started to transmit yet to some clients. If a codec employed is able to skip the older frame, then it will be skipped to those one or more  
30 clients. The primary type of data, for example audio data, does not cause a deviating workload to the communication network or CPU of the client devices **30**, because the system **10** is operable such that primary type of data is not processed if it has become temporally obsolete, or obsolete for any other reason. Conversely, the secondary type of data is processed in a substantially similar manner to the primary

type of data, except that the new secondary type of data is not transmitted within the system **10**, unless the old secondary data has been received by one or more of the client devices **30** and one or more corresponding acknowledgements (ACK) have been sent by the one or more client devices **30** back to the server **20**. The  
5 acknowledgement (ACK) sent by one or more of the client devices **30** in response to receipt of the secondary type of data thereat is technically beneficially executed using an ACK message pertaining to TCP/IP protocols, for example as defined in RFC 793 "Transmission Control Protocol", URL: <http://tools.ietf.org/html/rfc793> hereby  
10 incorporated by reference, in RFC791, URL: <http://datatracker.ietf.org/doc/rfc791/> hereby incorporated by reference, and in "Internet Protocol", URL: [http://en.wikipedia.org/wiki/Internet\\_Protocol](http://en.wikipedia.org/wiki/Internet_Protocol) hereby incorporated by reference. This ACK message is beneficially transmitted in the header of TCP data packets; thus, the ACK message is beneficially communicated in such headers, because acknowledging received data packets is beneficially executed by a network card  
15 (NIC) of the one or more client devices **30** at hardware level, thereby avoiding a need to employ main CPU resources of the one or more client devices **30** for such acknowledgement purpose. There is optionally employed one or more alternative acknowledgement techniques without utilizing aforesaid ACK acknowledgement of a received TCP data packet, for example using a customized acknowledgement  
20 arrangement.

As regards handling acknowledgements in a customized manner for secondary data, especially in a case where the UDP protocol is utilized, alternative ways of performing acknowledgements can be optionally applied. For example, although the  
25 UDP protocol by default does not use acknowledgements, depending on the properties of current data in the stream, customized acknowledgements are optionally sent, for example for each packet, or for every fifth packet, or a few times for each image, or for every fifth image, and so forth.

30 Congestion management of acknowledgement (ACK) messages from the one or more client devices **30** is implemented in the server **20**, and optionally also at the one or more client devices **30**. Moreover, the management is beneficially implemented in separate data packets communicated within the system **10**. Such congestion

management enables the system **10** to control CPU and network resources on a per client device **30** basis.

5 With reference to functionality of service provided within the system **10**, it is beneficial that an acknowledgement of received secondary type of data be transmitted from a recipient as soon as a corresponding secondary data packet has been received and processed, because such prompt acknowledgement enables the communication network employed, and CPU load, to be most effectively managed.

10 The system **10** is thus capable of delivering a communication service, for example the aforementioned *Starwindow* service, which is operable to prevent the client devices **30** from congesting the communication network and from transmitting too much secondary type of data that would potentially congest the communication network serving weaker, less resourceful client devices **30**, for example whose  
15 reception speed might be permanently weaker. Moreover, the system **10** is capable of coping with varying data communication capacity of the communication network, for example arising from changing operating characteristics of Universal Serial Bus (USB) modems or USB network sticks, for example via wireless communication links. Furthermore, the system **10** is also beneficially managed to save transmission time  
20 for primary type of data, wherein primary data packets are beneficially always transmitted before secondary data packets. If there is space in the data packet that contains primary data, then that space is beneficially optionally also filled by secondary data; by employing such efficient use of packet data carrying capacity, a new primary data packet can be delivered immediately after this packet, but  
25 acknowledgement of that packet has to be received before the new secondary data packet can be transmitted.

In an example embodiment of the system **10**, a primary audio data packet is beneficially played back in real-time. Conversely, video data, which is usually ten  
30 times more voluminous and comprising several data packets, results in considerably more CPU load and thus causes an immediate lengthening of response time, also for the primary data packets, for example audio data. For this reason, as aforementioned, the secondary data packets are acknowledged by using an

acknowledgement scheme, for example as described in the foregoing in respect of the *Starwindow* service.

In the service provided by the system **10**, for example the *Starwindow* service, several of the client devices **30** are equipped with low-end CPU's, but nevertheless are provided with a fast enough network connection to the server **20** and have joined a *Starwindow* virtual room, wherein the secondary image data is discarded and acknowledged as processed already at reception of the secondary data, in which case the CPU load is saved for processing primary data received at the client devices **30** with low-end CPU's. Moreover, the service is also capable of lessening the CPU load or save communication network capacity of the client devices **30** with low-end CPU's, namely weaker client devices **30**, by temporally delaying the acknowledgements of relatively faster client devices **30**, in which case the system **10** is operable to decrease an image frequency as provided in the secondary data. Furthermore, the system **10** is optionally operable, by controlling the server **20**, to define a video resolution of the virtual room hosted by the server **20**, in which case the client devices **30** transmit a smaller image, for example lower-resolution image or a more specific image (for example, just participant faces without background boarder), which results in a decrease in CPU load of weaker client devices **30** and corresponding associated communication network load. Optionally, the system **10** is operable to transcode the audio information of the primary type of data, and/or to decrease image update frequency and/or image resolution. Such adjustment in operation of the system **10** enables the weaker client devices **30** to cope with both primary and secondary types of data flow within the system **10**.

Beneficially, the client devices **30** receive and send information within the system **10** at a highest feasible resolution and quality, within limits of CPU and communication network resources to provide an optimal information transfer experience for parties using the client devices **30**. The client devices **30** optionally include one or more of: smart phones, tablet computers, phablet computers, lap-top computers, personal computers (PC's), personal data assistants (PDA's), wireless-enabled wrist-worn computers, but not limited thereto.



A most efficient manner, in the system **10**, of decreasing the CPU load of the weaker client devices **30** is achieved by decreasing their own audio and image encoding, for example by lowering quality, by lowering frame rate or by moving computational load to server by using less space-efficient encoding and allowing the server to compress the data more. Such an approach for assisting the weaker client devices **30** has a much bigger effect than decreasing decoding of the received data at weaker client devices **30**; such adjustment is achievable in the system **10** on account of its ability to inspect speeds of data transmission to and/or from the client devices **30** in a centralized manner, both by using the aforesaid acknowledgement scheme and altering characteristics of requested and transmitted data.

In an event that the system **10** is instructed to communicate other types of data between the client devices **30**, for example files that do not have any real-time effects such as documents, measurement result data, the other types of data is beneficially communicated within the system **10** as a tertiary type of data having a priority lower than that of the primary and secondary types of data. Thus, within the system **10**, there are beneficially more than two prioritization levels employed in operation for data types communicated therethrough. However, such prioritization is beneficially implemented in the system **10** in a manner which is dynamically variable, such that on occasional moments, the prioritization is changed, for example document data is, for a few seconds, prioritized higher than audio and/or video data, whilst the document data is being distributed to the client devices **30**, for example during negotiations undertaken between the parties using the client devices **30**. Playback data can be understood as data that does not have real-time effects, or as data that contains primary and secondary data. Sometimes, when there are multiple parties that want simultaneously to watch the playback and discuss the playback, the playback can have the highest priority and the primary data and secondary data of the normal communication has lower priority than the playback. When one user is alone without other persons watching playback, then there can be only one receiving client and one client or server delivering the playback. In such a situation, the playback data contains typically primary and secondary data and these data are handled similarly as the data that is coming from other clients is coupled in communication. When a given recording has been made, the recording device, for example some client in the communication, a separate receiving client, a server

node, a router server or server, can have bandwidth and processing resource restrictions. The recording device should affect the incoming data similarly as the request related to normal receiving clients using primary and secondary data and needed quality adjustments that may depend on bandwidth or processing capacity.

5

In the system **10**, it is most normal in operation that audio data is given a highest priority, as described in the foregoing, and video data is given a secondary priority, and other types of data given a tertiary or lower priority. Beneficially, there is employed in the system **10** percentage goals for shares of transmission of different data types, optionally such that long delays associated with data transmission within the system **10** are prevented. In an event that the server **20**, for example, identifies that audio data is taking all available bandwidth of communication links to one or more of the client devices **30**, the server **20** is operable to instruct a lower quality of audio transmission with associated lower data flow rates, for example reducing from 10  
15 16-bit audio resolution to 10-bit audio resolution, or even 8-bit audio resolution in combination with audio dynamic range compression.

The system **10** is beneficially operable to apply a network optimization to the communication network coupling the client devices **30** in communication with the server **20**. Such network optimization is, for example, implemented by requesting a 20 Maximum Transfer Unit (MTU) value from networks coupling the connected client devices **30** to the server **20**. It is thereby feasible to identify a weakest communication link in the communication network, and thereafter setting the Maximum Segment Size (MSS) for transmissions to a client device **30** associated with the weakest link at a rate which can be accommodated by the weakest link. 25 This MSS value is optionally communicated by the server **20** to other client devices **30** of the system **10**. Such network optimization is beneficially implemented using a method having following steps:

30 Step 1: the system **10** determines a weakest data link coupling the server **20** to the client devices **30**; for example, the MTU value for a given data link is 1500 Bytes. When this MTU value is subtracted by the number of TCP header Bytes, namely 40 Bytes, 1460 Bytes are available. These 1460 Bytes correspond to the MSS.

Step 2: the system **10** determines a MSS for a given session by employing the MSS of the weakest identified link.

Step 3: optionally, a Nagle algorithm employed in the system **10** is disabled in order to prevent congestion control within the system **10**, namely achieved by setting the TCP\_NODELAY option on a socket of the system **10**, which disables the Nagle algorithm. Such disablement of the Nagle algorithm is desirable, because the Nagle algorithm waits before a certain amount of Bytes of data have been added to a transmission queue before a corresponding data packet is sent. When the Nagle algorithm is disabled, the system **10** is capable of sending a data packet of size determined solely by the system **10** as aforementioned.

A packet rate of full duplex, namely two-way communication, is an amount of packets communicated in a unit time. Moreover, the packet rate depends upon a protocol used for data communication within the system **10**; when acknowledgements are necessary, an achievable packet rate in the system **10** decreases, because a transmitter of the system **10** has to retransmit a data packet if a corresponding acknowledgement is not received at the transmitter. A video signal frame includes one image, and corresponding data usually requires several network data packets to be sent. Moreover, an audio frame includes a designated amount of consecutive audio samples. For both video and audio data, both kinds of frame will have header Bytes in addition to its corresponding data.

If there is included quantity information and/or property information in an optional header section, for example indicative of time that the packets require to be communicated, indicative of the image area, or some other quantity, it is feasible to compute a consumption capability of a given client device **30** for such information. This consumption or absorption capability can be delivered with a remainder of the data, in which case each client device **30** and the server **20** are able to adjust a data transmission speed employed for this particular quantity or property. It is thereby feasible to balance between information types communicated within the system **10** by way of property flexibility, for example as a function of urgency and/or on a basis of resource requirements. A factor to be adjusted is, for example a relative packet rate information type and/or urgency type. The factor is capable of being used to balance

information delivery within the system **10** on a per-client-device **30** basis, so that each client device **30** will receive a best possible experience when the system **10** is in operation.

5 In other words, it is feasible in the system **10** always to balance both the transmission and reception of data packets. Often, both the transmission and the reception of data packets are important, and operation of the whole system **10** is controlled accordingly in an optimized manner. However, occasionally, the transmission of data packets to one given client device **30** is more important than data packet  
10 transmission to another client device **30** of the system **10**. Moreover, the data communication rate when transmitting data packets can be very different from the data communication rate when receiving data packets, and such difference is taken into account when optimizing operation of the system **10**.

15 When communicating data in the system **10**, it is desirable that the data packet size is set to MSS (MTU-header) that is determined as described in the foregoing. Optionally, the relative packet rate information includes an Optional/Data section of the header. Moreover, communication delays occurring within the system **10** when in operation are beneficially computed by measuring differences and changes of  
20 achieved relative packet communication rates. Beneficially, each client device **30** computes the delay of recipients of data packets sent by the client device **30** using the relative packet rate information from the data that it has itself transmitted, and from the received packet rate information.

25 The packet rate can be defined, for example, on a basis of the interval of acknowledgements between the server **20** and the client devices **30** and/or by computing a time elapsed between a moment that a last packet of original data was transmitted and a moment when reception of the last data packet is acknowledged. Thus, in addition to the time needed for data transfer, the aforesaid packet rate  
30 mechanism is also capable of observing and assessing a time required for processing the received data, and therefore it is feasible for the system **10** to react to changes in processing times and to estimate a CPU processing load experienced at a receiving client device **30** of the system **10**.

The system **10** employs a tailor-made acknowledgement scheme that makes it possible to transmit data in a centralized manner, and yet bypassing the server **20**. Such a manner of operation is optionally achievable by, for example, using a UDP peer-to-peer communication approach in the system **10**. The UDP protocol as such  
5 does not use acknowledgements, but just transmits the datagram packets without checking whether they are received or not. Optionally, the UDP peer-to-peer communication method employed in the system **10** attaches an extra message into a last data packet of a connected sequence of data packets that announces to a receiving client device **30** that the sequence ends at the last data packet.

10

Moreover, once the UDP transmitter has registered at the server **20** and started communications with a given receiving client device **30** via the server **20**, it can thereafter send and receive a remainder of the communication directly with the receiving client device **30**. Thus, in FIG. 2, a client device B, denoted by **30B**, is  
15 desirous to send data via the server **20** and the Internet **60** as a communication network to a client device A, denoted by **30A**. The client devices **30A**, **30B** are protected via corresponding firewalls **70**, **80** respectively. Communications **150**, **160** enable an initial data exchange to occur between the client devices **30A**, **30B** via the server **20**, and thereafter implemented directly between the client devices **30A**, **30B**  
20 as denoted by a communication **170**. Beneficially, data is sent to a peer-to-peer port of the client device **30A** operable to receive the data. Data packets sent via the communication **170** are beneficially CPU-managed, as indicated generally by **200** in FIG. 3, by the client devices **30A**, **30B**. As illustrated in FIG. 3, each data packet type creates a thread **250** of its own inside a software application processing data  
25 and executing on a CPU **210**. The CPU **210** hosts multiple processes **240**, and the threads **250** are controlled via a memory stack **260** of the CPU **210**, wherein thread process results are sent from the memory stack **260** to a relevant corresponding thread **250**. Incoming data packets **230** are stored in an incoming packet queue **220** which feeds the processes **250**. Beneficially, each data packet **230** carries a  
30 sequence number in its header, and the last packet of the sequence announces the end of the sequence.

Each received data packet **230** is beneficially processed in its own thread **250** inside the application process **240** executing upon the CPU **210**. Moreover, the last data

packet **230** in the incoming packet queue **220** raises an event that informs the processes **240** that the entire sequence of data packets **230** has been received in its entirety. For example, if the sequence of data packets **230** includes a hundred data packets, then each packet in a series 1 to 99 is received in their own respective threads **250** and terminated after processing via the CPU **210**, but the hundredth data packet **230** is detected as completing the sequence of data packets **230**.

The system **10**, for example in various different implementations as described in the foregoing, makes it possible to join in mutual communication very different sorts of client devices **30** using communication network infrastructures of mutually different quality into a same real-time communication session, for example a video conferencing session. As more client devices **30** are mobile, wireless devices which have relatively limited processing power that are prone to radio medium noise, the system **10** will become potentially increasingly important in future. Therefore, it is feasible to utilize the system **10** within existing information processing systems, without altering a communication protocol is use in the information processing systems, thereby enabling the system **10** to be implemented readily within existing communication networks, for example the Internet **60**. As elucidated in the foregoing, embodiments described in the foregoing makes it possible to communicate in real-time by simultaneously transmitting and receiving both time-critical primary data and non-time-critical secondary data. Such operation enables quality-of-service (QoS) to be achieved, independently of a protocol employed within a communication network supporting operation of the embodiments.

In the system **10**, there is enabled a maximum utilization of available communication network infrastructure by optimizing the Maximum Segment Size (MSS), and by prioritizing the data content of these MSS's. A benefit provided in operation in the system **10** is energy saving, because incomplete or partial network data packets **230** are not transmitted. As packet-based communication is increasing, in future, being implemented in battery-powered mobile communication devices, such energy saving is a crucial advantage.

It will be appreciated that the system **10**, as described in foregoing, is optionally implemented, at least in part, in a peer-to-peer (P2P) manner; for example, there is

employed a communication network, for example the Internet **60**, in which communication is implemented in a peer-to-peer (P2P) manner. Moreover, the server **20** is additionally, or alternatively, implemented in a distributed manner, for example in a peer-to-peer (P2P) manner by using a plurality of mutually-communicating nodes arranged in a self-organizing manner. Such an implementation is of advantage in that an enhanced degree of security to eavesdropping is thereby achieved. Thus, the system **10** is optionally implemented in a decentralized manner which is difficult for third parties to disrupt or eavesdrop. As aforementioned, the communication within the system **10** can be between clients or between server and client, for example when playback is used. Various topologies for the peer-to-peer (P2P) manner of communication are optionally employed, for example ring-topologies and/or star-topologies. Such topologies beneficially utilize two or more peer-to-peer nodes.

Modifications to embodiments described in the foregoing are possible without departing from the scope of the invention as defined by the accompanying claims. Expressions such as "including", "comprising", "incorporating", "consisting of", "have", "is" used to describe and claim the present invention are intended to be construed in a non-exclusive manner, namely allowing for items, components or elements not explicitly described also to be present. Reference to the singular is also to be construed to relate to the plural. Numerals included within parentheses in the accompanying claims are intended to assist understanding of the claims and should not be construed in any way to limit subject matter claimed by these claims.

**CLAIMS**

We claim:

- 5 1. A data communication system (10) including a centralized server arrangement (20) coupled via a communication network arrangement (60) to a plurality of client devices (30), wherein the centralized server arrangement (20) and the client devices (30) are operable to exchange data therebetween, wherein the system (10) is operable to allocate the data into a primary type of data and at least a secondary  
10 type of data, and wherein the primary type of data is communicated substantially immediately within the system (10), and at least the secondary type of data is communicated in the system (10) in association with corresponding acknowledgements (ACK) being communicated in the system (10) in response to receipt of the second type of data at one or more of the client devices (30).
- 15 2. The data communication system (10) as claimed in claim 1, wherein the primary type of data includes audio data, and the secondary type of data includes image and/or video data and/or any other data
- 20 3. The data communication system (10) as claimed in claim 1, wherein the client devices (30) are at least initially connected via a same predetermined TCP/UDP port at the centralized server arrangement (20), wherein such a manner of connection creates a connection session for all the client devices (30) involved.
- 25 4. The data communication system (10) as claimed in claim 1, wherein the system (10) is operable to determine communication characteristics of the communication network arrangement (60) and/or of one or more of the client devices (30), and to adjust one or more rates of data packet communication to the one or more client devices (30) as a function of the determined communication  
30 characteristics
5. The data communication system (10) as claimed in claim 1, wherein the system (10) is operable to determine communication characteristics of the communication network arrangement (60) and/or of one or more of the client devices



(30), and to adjust a maximum segment size (MSS) of data packets communication to the one or more client devices (30) as a function of the determined communication characteristics.

5 6. The data communication system (10) as claimed in claim 1, wherein at least one of the one or more client devices (30) is at least one of: a wireless-enabled mobile communication device, a wirelessly-connected personal computer (PC).

10 7. The data communication system (10) as claimed in claim 1, wherein the system (10) is operable to communicate at least tertiary data in a non-time-critical manner between the client devices (30), wherein the at least tertiary data corresponds to documents.

15 8. The data communication system (10) as claimed in claim 1, wherein the system (10) is operable to communicate in a manner such that the primary type of data communicated to the centralized server arrangement (20) is substantially immediately retransmitted therefrom to participating client devices (30).

20 9. The data communication system (10) as claimed in claim 1, wherein the system (10) is operable to communicate the primary type of data as a highest priority followed by the secondary data as a lower priority.

25 10. The data communication system (10) as claimed in claim 1, wherein the system (10) is operable on a momentary basis to prioritize the secondary type of data over the primary type of data when communicating to the client devices (30).

30 11. The data communication system (10) as claimed in claim 1, wherein the communication network arrangement (60) is implemented, at least in part, as a peer-to-peer communication network.

12. The data communication system (10) as claimed in claim 11, wherein the communication network arrangement (60) is implemented, at least in part, as one or more peer-to-peer star-topology networks, which are operable to communicate data therethrough between two or more mutually communicating client devices (30).

13. The data communication system (10) as claimed in claim 12, wherein the one or more peer-to-peer star-topology networks are operable to reduce or bypass data communication via the centralized server arrangement (20).

5

14. The data communication system (10) as claimed in claim 11, wherein the communication network arrangement (60) is implemented, at least in part, as one or more peer-to-peer communication rings, which are operable to communicate data therethrough between two or more mutually communicating client devices (30).

10

15. The data communication system (10) as claimed in claim 14, wherein the one or more peer-to-peer communication rings are operable to reduce or bypass data communication via the centralized server arrangement (20).

15

16. The data communication system (10) as claimed in claim 12 or 14, wherein the two or more mutually communicating client devices (30) are operable to communicate via a structured overlay network using a ring topology and/or star topology.

20

17. The data communication system (10) as claimed in claim 1, wherein the communication network arrangement (60) is implemented, at least in part, via the Internet implementing TCP/IP and/or UDP/IP.

25

18. The data communication system (10) as claimed in claim 1, wherein the data server arrangement (20) is operable to host one or more services, for example a virtual room, a multipoint server and/or a multiplayer server, such that the system (10) is operable to provide at least one of: a video conferencing service, a video broadcasting service, a teleconference service, a multiuser game service, a video-on-demand service to parties using the client devices (30).

30

19. A method of communicating data in a data communication system (10) including a centralized server arrangement (20) coupled via a communication network arrangement (60) to a plurality of client devices (30), wherein the method includes:

- 33 -

- (a) operating the centralized server arrangement (20) and the client devices (30) to exchange data therebetween, wherein the system (10) is operable to allocate the data into a primary type of data and at least a secondary type of data; and
- 5 (b) communicating the primary type of data substantially immediately within the system (10), and communicating at least the secondary type of data in the system (10) in association with corresponding acknowledgements (ACK) being communicated in the system (10) in response to receipt of the second type of data at one or more of the client devices (30).

10

20. The method as claimed in claim 19, wherein the method includes arranging for the primary type of data to include audio data, and for the secondary type of data to include image and/or video data and/or any other data.

- 15 21. The method as claimed in claim 19, wherein the method includes initially connecting the client devices (30) via a same predetermined TCP/UDP port at the centralized server arrangement (20), wherein such a manner of connection creates a connection session for all the client devices (30) involved.

- 20 22. The method as claimed in claim 19, wherein the method includes operating the system (10) to determine communication characteristics of the communication network arrangement (60) and/or of one or more of the client devices (30), and to adjust one or more rates of data packet communication to the one or more client devices (30) as a function of the determined communication characteristics.

25

23. The method as claimed in claim 19, wherein the method includes operating the system (10) to determine communication characteristics of the communication network arrangement (60) and/or of one or more of the client devices (30), and to adjust a maximum segment size (MSS) of data packets communication to the one or  
30 more client devices (30) as a function of the determined communication characteristics.

24. The method as claimed in claim 19, wherein at least one of the one or more client devices (30) is at least one of: a wireless-enabled mobile communication device,, a wirelessly-connected personal computer (PC).
- 5 25. The method as claimed as claimed in claim 19, wherein the method includes operating the system (10) to communicate at least tertiary data in a non-time-critical manner between the client devices (30), wherein the at least tertiary data corresponds to documents.
- 10 26. The method as claimed in claim 19, wherein the method includes operating the system (10) in a manner such that the primary type of data communicated to the centralized server arrangement (20) is substantially immediately retransmitted therefrom to participating client devices (30).
- 15 27. The method as claimed in claim 19, wherein the method includes operating the system (10) to communicate the primary type of data as a highest priority followed by the secondary data as a lower priority.
28. The method as claimed in claim 19, wherein the method includes operating  
20 the system (10) on a momentary basis to prioritize the secondary type of data over the primary type of data when communicating to the client devices (30).
29. The method as claimed in claim 19, wherein the method includes  
25 implementing the communication network arrangement (60), at least in part, as a peer-to-peer communication network.
30. The method as claimed in claim 29, wherein the method includes  
30 implementing the communication network arrangement (60), at least in part, as one or more peer-to-peer star-topology networks, which are operable to communicate data therethrough between two or more mutually communicating client devices (30).
31. The method as claimed in claim 30, wherein the method includes operating the one or more peer-to-peer star-topology networks to reduce or bypass data communication via the centralized server arrangement (20).

32. The method as claimed in claim 29, wherein the method includes implementing the communication network arrangement (60), at least in part, as one  
5 or more peer-to-peer communication rings, which are operable to communicate data therethrough between two or more mutually communicating client devices (30).

33. The method as claimed in claim 32, wherein the method includes operating the one or more peer-to-peer communication rings to reduce or bypass data  
10 communication via the centralized server arrangement (20).

34. The method as claimed in claim 30 or 32, wherein the method includes operating the two or more mutually communicating client devices (30) to communicate via a structured overlay network using a ring topology and/or a star  
15 topology.

35. The method as claimed in claim 19, wherein the method includes implementing the communication network arrangement (60), at least in part, via the Internet implementing TCP/IP and/or UDP/IP.  
20

36. The method as claimed in claim 19, wherein the method includes operating the data server arrangement (20) to host one or more services, for example a virtual room, a multipoint server and/or a multiplayer server, such that the system (10) is operable to provide at least one of: a video conferencing service, a video  
25 broadcasting service, a teleconference service, a multi-user game service, a video-on-demand service to parties using the client devices (30).

37. A software product recorded on non-transitory machine-readable data storage media, wherein the software product is executable upon computing hardware (CPU,  
30 210) for implementing the method as claimed in claim 19.

1/3

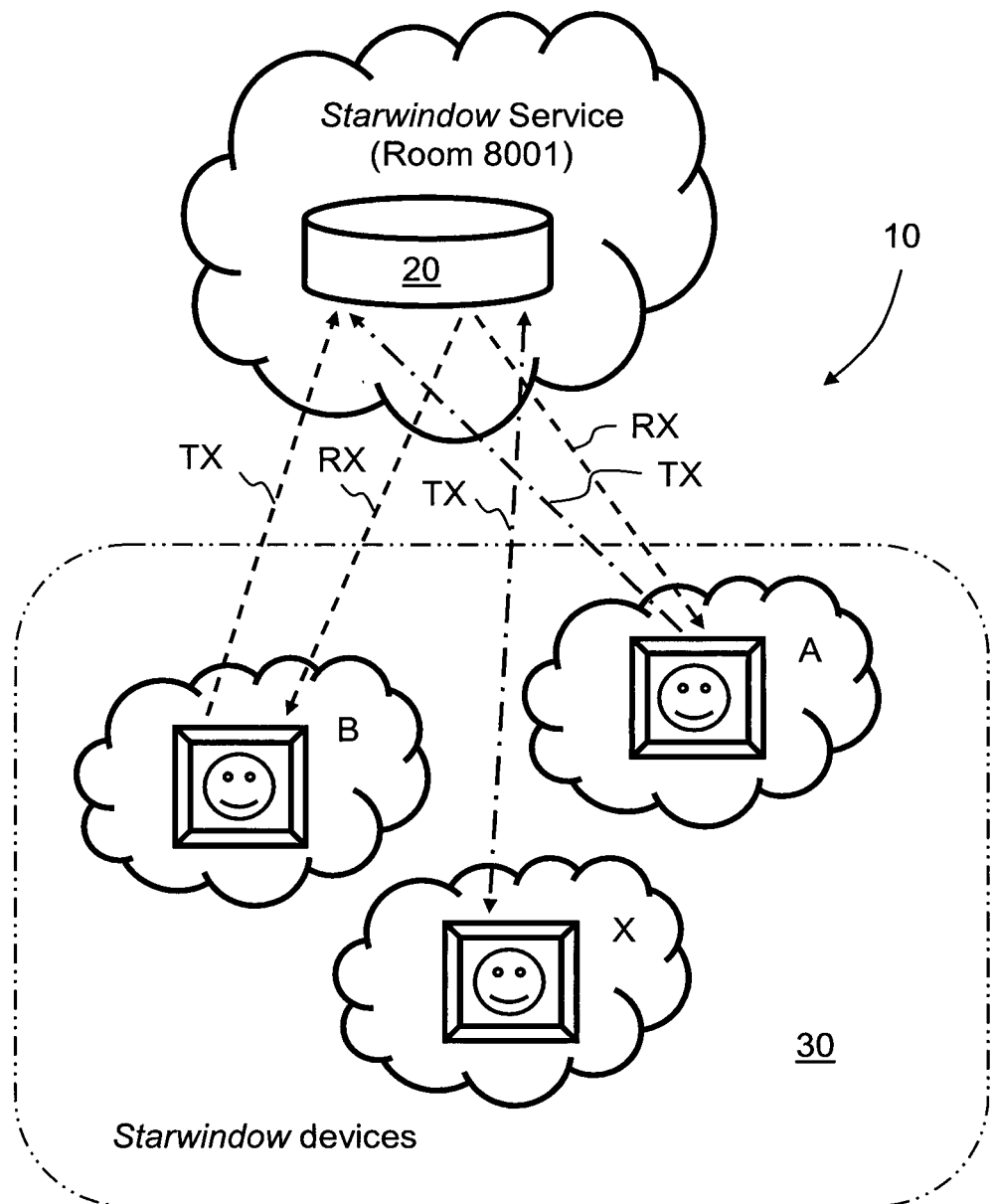


FIG. 1

2/3

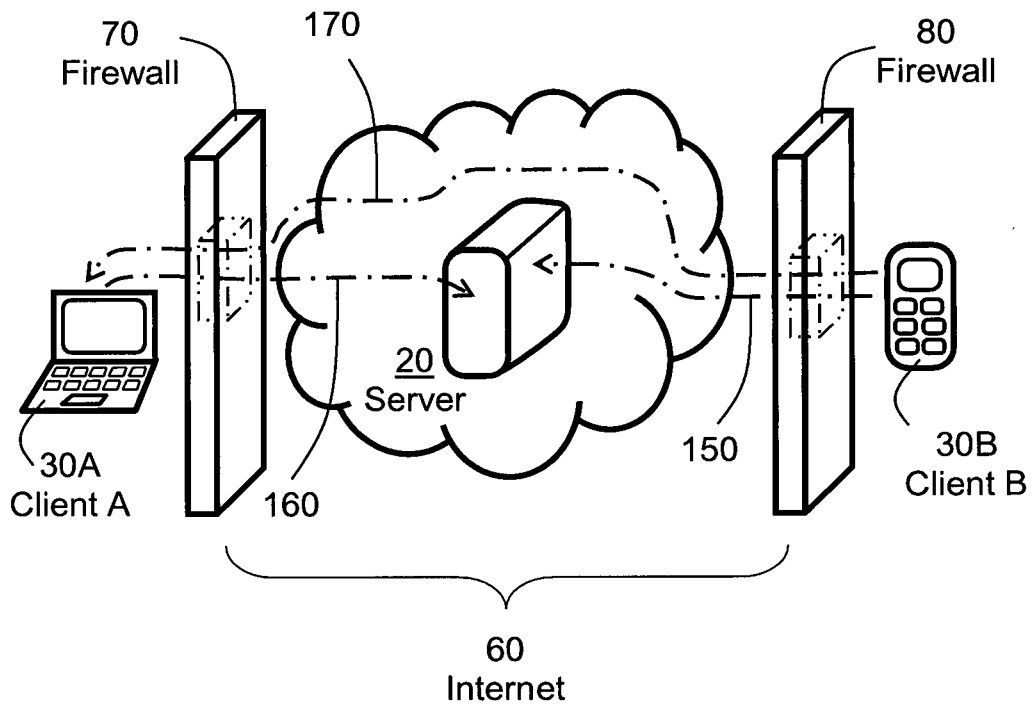


FIG. 2

3/3

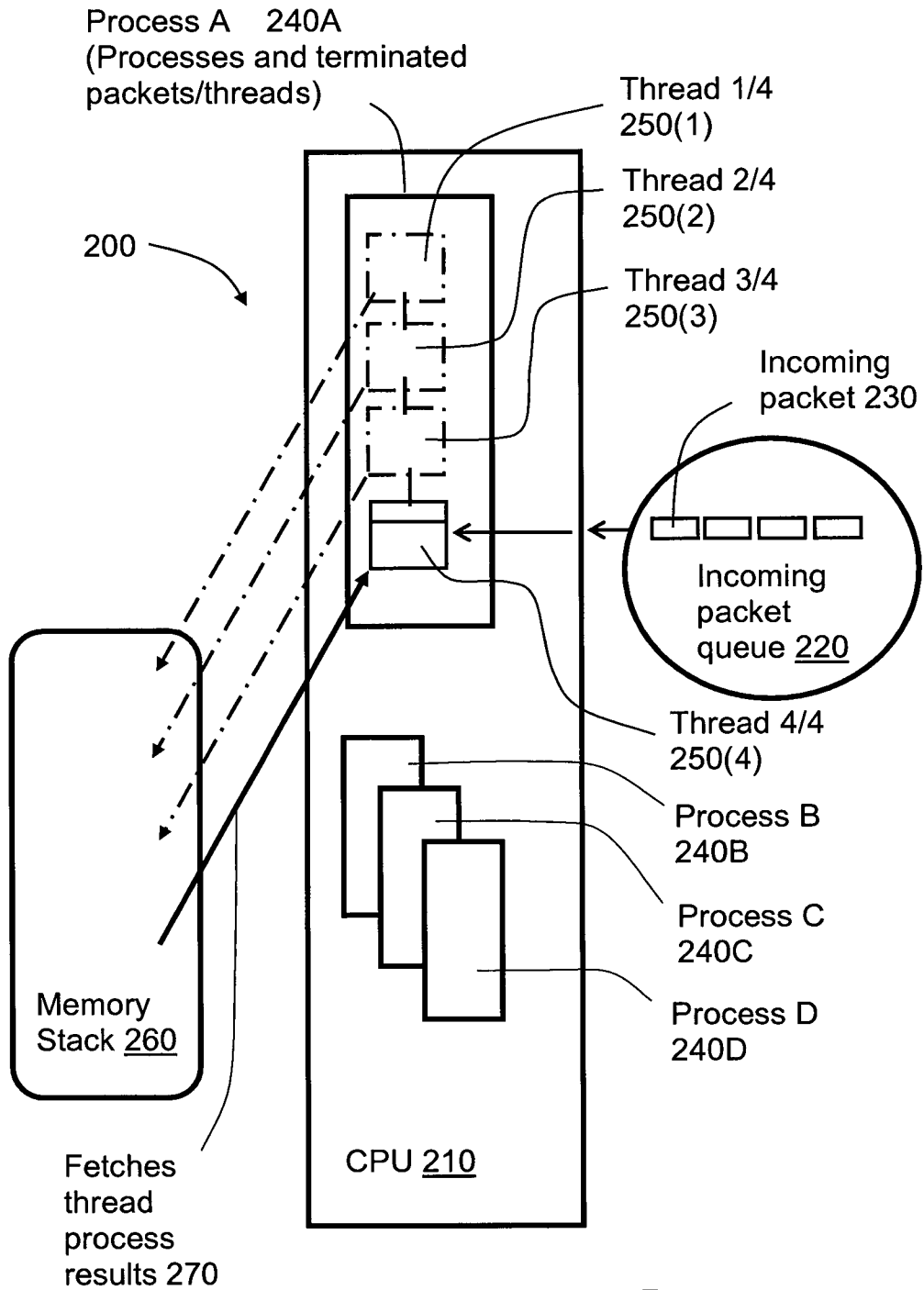


FIG. 3



INTERNATIONAL SEARCH REPORT

International application No  
PCT/EP2014/001050

A. CLASSIFICATION OF SUBJECT MATTER  
ADD. H04L29/06 H04N21/238 H04N7/14

According to International Patent Classification (IPC) or to both national classification and IPC

B. FIELDS SEARCHED

Minimum documentation searched (classification system followed by classification symbols)  
H04L H04N

Documentation searched other than minimum documentation to the extent that such documents are included in the fields searched

Electronic data base consulted during the international search (name of data base and, where practicable, search terms used)  
EPO-Internal, WPI Data

C. DOCUMENTS CONSIDERED TO BE RELEVANT

Category*	Citation of document, with indication, where appropriate, of the relevant passages	Relevant to claim No.
X	US 2012/140018 A1 (PIKIN ALEXEY [RU] ET AL) 7 June 2012 (2012-06-07) figures 1,2,3,5,7,8,9 paragraphs [0008], [0009], [0034] - [0037], [0053] - [0056], [0059] - [0072], [0082] - [0086], [0089], [0090]	1-37
X	US 7 053 923 B1 (HAMILTON ALISTAIR R [US]) 30 May 2006 (2006-05-30) figures 3,5,6 paragraph [0002] paragraph [0016] paragraph [0021] - paragraph [0023] paragraph [0024] paragraph [0020] paragraph [0013] - paragraph [0015] claim 1	1,2,19,20,37

Further documents are listed in the continuation of Box C.

See patent family annex.

\* Special categories of cited documents :

"A" document defining the general state of the art which is not considered to be of particular relevance

"E" earlier application or patent but published on or after the international filing date

"L" document which may throw doubts on priority claim(s) or which is cited to establish the publication date of another citation or other special reason (as specified)

"O" document referring to an oral disclosure, use, exhibition or other means

"P" document published prior to the international filing date but later than the priority date claimed

"T" later document published after the international filing date or priority date and not in conflict with the application but cited to understand the principle or theory underlying the invention

"X" document of particular relevance; the claimed invention cannot be considered novel or cannot be considered to involve an inventive step when the document is taken alone

"Y" document of particular relevance; the claimed invention cannot be considered to involve an inventive step when the document is combined with one or more other such documents, such combination being obvious to a person skilled in the art

"&" document member of the same patent family

Date of the actual completion of the international search	Date of mailing of the international search report
29 August 2014	05/09/2014

Name and mailing address of the ISA/ European Patent Office, P.B. 5818 Patentlaan 2 NL - 2280 HV Rijswijk Tel. (+31-70) 340-2040, Fax: (+31-70) 340-3016	Authorized officer  De la Hera, Germán
--	--

## INTERNATIONAL SEARCH REPORT

International application No  
PCT/EP2014/001050

C(Continuation). DOCUMENTS CONSIDERED TO BE RELEVANT		
Category*	Citation of document, with indication, where appropriate, of the relevant passages	Relevant to claim No.
A	US 2005/089035 A1 (KLEMETS ANDERS E [US] ET AL) 28 April 2005 (2005-04-28) claim 5 paragraphs [0025], [0030] -----	1-4, 19-22,37
A	US 8 121 117 B1 (AMDAHL SAXON [US] ET AL) 21 February 2012 (2012-02-21) figures 1,2 column 2, line 53 - column 3, line 62 -----	9,10,27, 28
A	US 6 646 674 B1 (KATO TATSUYA [JP]) 11 November 2003 (2003-11-11) the whole document -----	1-3, 19-21,37
A	US 2005/262251 A1 (KLEMETS ANDERS E [US] ET AL) 24 November 2005 (2005-11-24) the whole document -----	1,19,37

# INTERNATIONAL SEARCH REPORT

Information on patent family members

International application No PCT/EP2014/001050
---

Patent document cited in search report	Publication date	Patent family member(s)	Publication date	
US 2012140018	A1	07-06-2012	CN 103039051 A	10-04-2013
			EP 2561661 A1	27-02-2013
			US 2012140018 A1	07-06-2012
			WO 2011153475 A1	08-12-2011
-----				
US 7053923	B1	30-05-2006	NONE	
-----				
US 2005089035	A1	28-04-2005	CN 1745382 A	08-03-2006
			EP 2365449 A2	14-09-2011
			EP 2365450 A2	14-09-2011
			HK 1092237 A1	07-06-2013
			US 2005089035 A1	28-04-2005
			US 2005091190 A1	28-04-2005
			US 2009106443 A1	23-04-2009
			ZA 200504757 A	30-08-2006
-----				
US 8121117	B1	21-02-2012	US 8121117 B1	21-02-2012
			US 8400919 B1	19-03-2013
			US 2013212295 A1	15-08-2013
-----				
US 6646674	B1	11-11-2003	JP 2001157183 A	08-06-2001
			US 6646674 B1	11-11-2003
-----				
US 2005262251	A1	24-11-2005	AU 2004288602 A1	17-11-2005
			BR PI0406598 A	09-05-2006
			CA 2507804 A1	03-11-2005
			CN 1784674 A	07-06-2006
			CN 102123298 A	13-07-2011
			EP 1745387 A1	24-01-2007
			JP 2007536796 A	13-12-2007
			KR 20070007698 A	16-01-2007
			MX PA05007086 A	23-01-2006
			RU 2364924 C2	20-08-2009
			US 2005262251 A1	24-11-2005
			WO 2005111837 A1	24-11-2005
			ZA 200504759 A	30-08-2006
-----				